



Google Forms Use In Medical Field

Sonali Sager Gholve Assistant Professor, Department of Computer Science, Sarhad College of Arts, Commerce and Science, Katraj, Pune, SavitribaiPhule Pune University

ABSTRACT

Google Forms is a free online survey tool that allows users to create questionnaires, get replies, and analyze the data. This platform was used to demonstrate how a Google Forms used in medical field. I hope that this short technical guide will help readers understand the basics of constructing Google forms with add-ons for usage in the medical industry. Medical science is increasingly employing technology for a variety of goals. Google Forms is one of the technologies that may assist people at all levels, including doctors, pharmacists, nurses, and patients, with a variety of tasks. People can enhance the capability of Google forms by utilizing various third-party Add-ons. Online survey is an effective way of collecting data from a large sample within a short time. It allows the surveyor to gather data from any location on the globe.

Keywords: Online survey, Data collection, Add-on, Medicine, Technology

INTRODUCTION

Google Forms is a Google application for creating data collection forms. Google forms playing important role in each and every field like Education, Online marketing, Banking, Research, any business and Medical field also. Now a day it's very important to maintain social distance due to pandemic situation. So in covid-19 pandemic situation Google form playing very crucial role to manage different things like appointment of patients, feedback, medicine list, follow-up of quarantine patients, pre covid-19 survey, post covid-19 survey. Google Forms can be used by Doctors, Pharmacists, Nurses and Patients to create surveys, awareness quizzes, feedback, and webinar registration forms. The Google form can be shared with respondents by sending a link on social media like WhatsApp, sending an email, or embedding it in a web page or blog post. The information gathered through the form is usually saved in a spreadsheet. In the market other online survey apps are available, but Google Forms is a great free option. Google Forms is a web-based application developed by Google that allows users to create and analyze data collection forms. The information collected through the form will be saved in a spreadsheet. Google Forms used to create an online survey, with responses collected in an online spreadsheet. Create your survey and invite respondents by email. Participants can answer your questions from any web browser like mobile Smartphone and Tablet browsers. You will get all this answers in a single row of a spreadsheet, with each question shown in a column.

According to survey 93% people are saying Google Forms really helping in each field for learning, training and collection of data. Only 7% peoples are not agree.

Uses of Google Forms in Medical field:

- Google Forms for Medical Survey
- Patients intake/Appointment
- Webinar/conference registration
- Feedback and Evaluate healthcare access
- Complaints
- Emergency Contact Information Form
- Google forms Medical HISTORY,
- Informed Consent in Google Forms
- Covid 19 Screening Form and Contact tracing in Covid-19
- Placing order of Medicine and Medical equipment

What is Google form?

Google Forms is web based free application software, people can use it to create survey questionnaires and many more uses of Google Forms like Registration, feedback, complaint etc. People can access Google Forms anywhere any time, just sit back and wait for summary results. Google forms will automatically store data in spreadsheets.

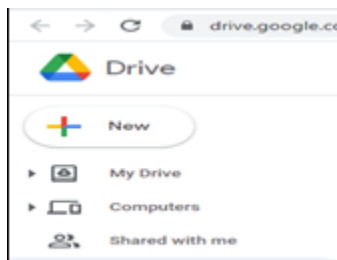


Image SEQ Image * ARABIC
2New option on Google Drive

How to use Google Forms?

- i. There are 2 ways to create Google Forms: Either by clicking 'new' on drive and creating new forms or from Google sheet by inserting Forms.
- ii.

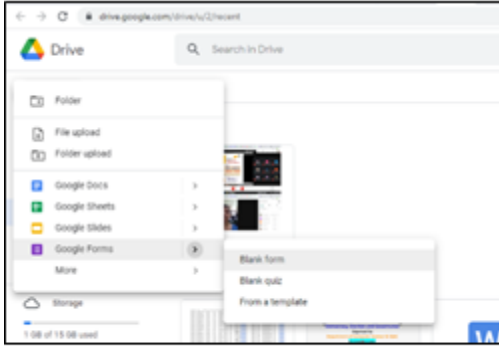


Image SEQ Image \ * ARABIC 3 Select Google form from '+'

ii. You can edit and format Google forms to create surveys, You can add, edit, or format text, images, or videos in a form. After you've created a form, you can add and edit up to 300 pieces of content, like questions, descriptions, images, and videos. To organize your form by topic, you can add up to 75 sections.

Add questions-In Google Forms, open a form.

Click Add '+' add question, To the right of the question title, choose the type of question you want.

Type the possible responses to your question. To make questions compulsory, turn on Required.

You can shuffle options order and can do the response validation, you can create duplicates. You can also shuffle questions in order.

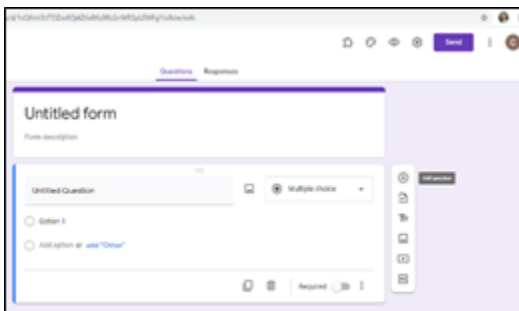


Image SEQ Image \ * ARABIC 4 Add questions in Google form

You can add an image to a question or an answer for multiple choice or checkbox questions. Sections can make your form easier to read and complete. You can add sections in your forms easily.

You can delete or edit questions and type as per requirement. Reordering of sections is possible.

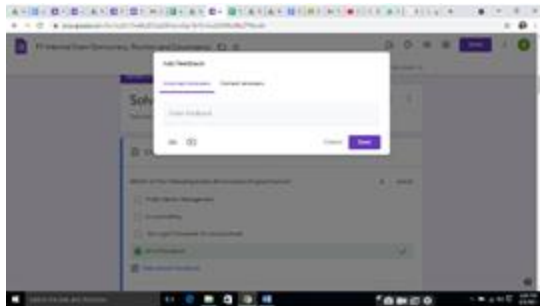


Image SEQ Image * ARABIC5 Add answer key and feedback

Grade Quizzes, share forms with participants?

i. While creating Google Forms you can make an answer key; assign points & add automatic feedback to participants. Choose what people see during and after the quiz like WhatsApp link or any other link and important information.

ii. Share your quiz by using links on social media or through links. You can add collaborators in forms. You can grade the quiz automatically or manually and release the score. You can import all responses in Sheet.

Use different tools and troubleshooting options.

Set rules for your form while creating, Use add-ons, Apps Script & AppSheet for more functionality,

Keyboard shortcuts for Google Forms for easy use and Google Forms help center for any issues, Use locked mode for quizzes.



Image SEQ Image * ARABIC6 Insert Add-on for

Image SEQ Image * ARABIC7 Medical Survey Questionnaire

Google Forms for medical survey

Questionnaires are an invaluable resource for clinical trials. They serve to estimate disease burden and clinical parameters associated with a particular study. Same procedure given above is used to create Google Forms. Add required questions in Form like Name, address, birthdate, Sex, blood group, any disease. You can create informative quizzes by adding images, videos in surveys.

Image SEQ Image * ARABIC 8Choice Eliminator 2 for appointment schedule

Patients intake/Appointment

You can reduce time to manage all patients in the queue, you can easily see how many patients and you can automatically give options to book slots, those who are booked will disappear for the next one. You can manage this using Google Forms Add-on Choice Eliminator 2. So it will eliminate choice automatically.

Image SEQ Image * ARABIC 9 Registration form

You need to select a question on which you need to apply to the Eliminator.

When participants use this form, the already selected choice will disappear for the next one.

Registration for Webinar or conference

From the available template of Google form, you will get ready made templates for registration or you can create custom templates. Doctors can register online for different seminars and workshop. It's very easy for organizer to collect data of registration through Google forms and plan accordingly. They can share this form through email or on social media. Registration form will include required information. Organizer can provide the option of File upload to upload images or screen shots of registration charges. You can add sections based on Yes/No type answers. In Google forms sections are considered as separate pages.

Image SEQ Image * ARABIC 10 Feedback form

Feedback and Evaluate healthcare access using Google Forms

It's very necessary to take feedback from participants after a conference or webinar and workshop, so via Google forms the organizer can conduct feedback. Feedback templates are available in Google forms or you can customize as per requirement. You can use linear scale and MCQs format for collecting feedback. You will get a summary response in Google forms, you can refer this for future.

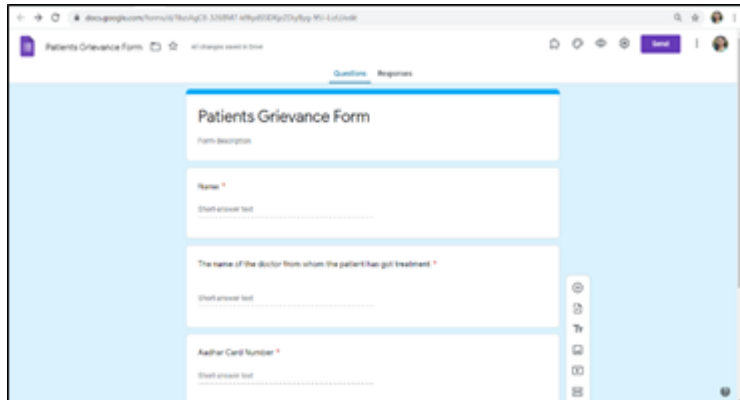
A screenshot of a Google Form titled "Patients Grievance Form". The form is displayed in a browser window. It features a light blue header with the title and a "Form description" field. Below the header, there are three text input fields: "Name", "The name of the doctor from whom the patient has got treatment", and "Aadhar Card Number". Each field has a "Short answer text" label below it. The form is set against a light blue background with a white border.

Image SEQ Image * ARABIC 11Patients Complaints form

Complaints Forms

Employee Complaint Form can be used to stay informed about any concerns or complaints that an organization's employees may have. This will help the organization to redress grievances of employees at the earliest. Jr. doctors can use these forms for complaints of limited resources or if they are facing any difficulties. Patients can fill this form when they have some queries regarding bills charged. This form will be useful to improve organization management. You need to take participants Name, age, Sex, Contact number, Email ID etc. and most important part is need to give one more question i.e. please add any comments. This is a required question.

Emergency Contact Information Form Emergency Contact Information Form is very useful for any organization, this form helps to collect contact information which can be used to reach the nearest ones of an individual in case of emergency. So hospitals use this form.



Image SEQ Image * ARABIC 12 Emergency Contact Information

Google forms Medical HISTORY

Doctors and hospitals can have used this form to collect history of any patients through forms via the internet. Google forms can work on any device that has the internet on it, on a cellphone, apple or android, any tablet, ipad, etc. No need even for a tablet, our existing patients can update their medical history, the registration form, and complete them on their cell phone

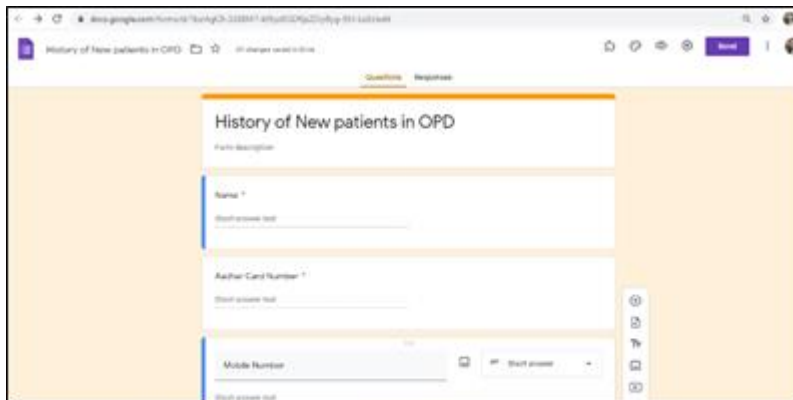


Image SEQ Image * ARABIC 13 Medical History form

Covid-19 Screening Form and Contact tracing in Covid-19

Hospitals are nowadays using Covid-19 Screening Form, in order to reduce the risk of spreading COVID-19, hospitals are asking a number of "screening" questions to patients. For the safety of hospital staff, other patients, and the patient itself. These forms are very important in case of Dental treatment and others also.

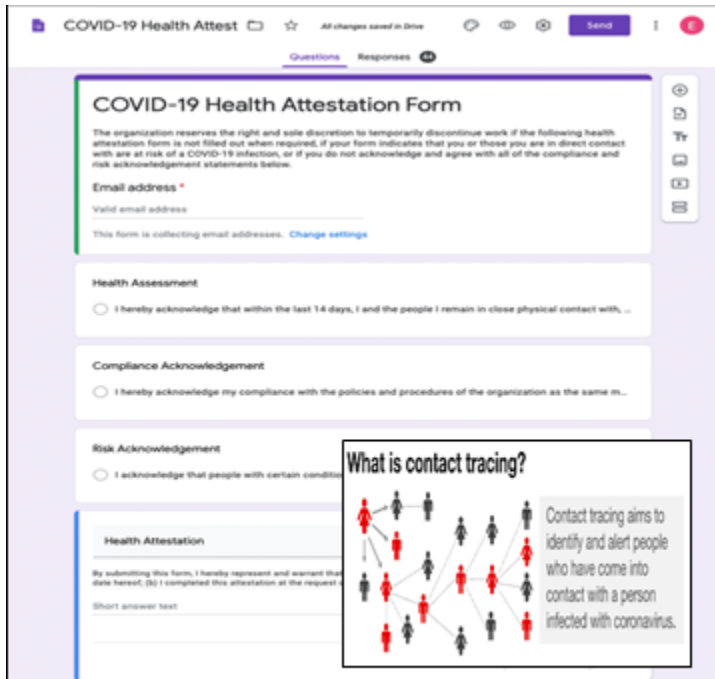


Image SEQ Image * ARABIC 14Covid-19 screening and contact tracing

Trace any possible contact a person may have had with anyone who could be a carrier of the COVID-19 virus. The Contact Tracing survey will help track down people who are in danger of being exposed to the virus. This can lead to earlier discovery and treatment, as well as a reduction in the spread of the disease. Use the Contact Tracing form within your organization, community, clients, and more to detect possible exposure to the virus.

Google forms for Placing order of Medicine and Medical equipment

Due to covid-19 pandemic and use of technology hospitals or pharmacists can easily place online orders of medicines and medical equipment via Google Forms. Supplier collecting all essentials via Google forms and delivering products.

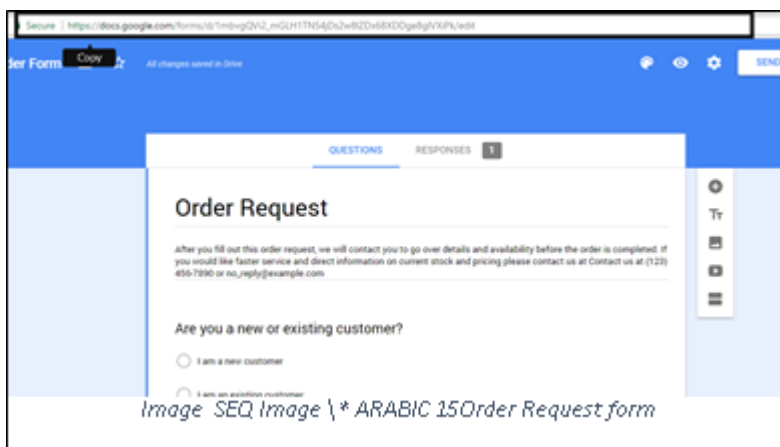


Image SEQ Image * ARABIC 15Order Request form

Informed Consent in Google Forms

A signed consent form details an individual's informed consent for a medical study, clinical trial, or other activity. It's very important to take consent for the treatment of Patients. At the time of emergency patients relatives can give consent online via Google forms for patient's treatment. In the case of Covid-19 patients it's very useful. Sometimes it's not possible for relatives to be present at that time so they can fill this form and give his/her consent. Eg. Telemedicine Consent Form, COVID-19 Vaccine Consent Form, COVID-19 Liability Waiver etc..

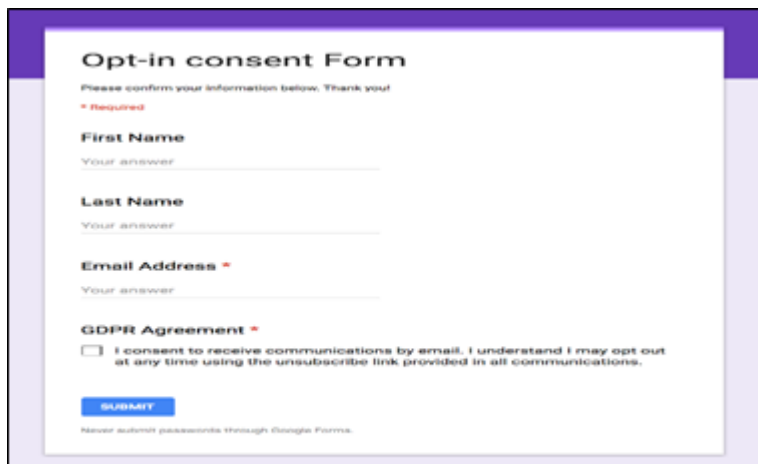


Image SEQ Image * ARABIC 16 Informed Consent Form

CONCLUSION

Google forms are used in almost every industry, and the medical industry is no exception. You can make mobile healthcare more convenient by employing this. Fast registration, communication, and feedback can all help to improve the patient experience. There's no need to be concerned about data loss because Google forms data is saved by default on your Google Drive. By shifting to the Cloud, you can go paperless and streamline your processes. Create a central location for crucial internal documents and updates. Virtual healthcare solutions allow hospitals to provide care to patients from a distance. Manage hospital operations processes from any Android device or desktop/laptop over the internet. Hospitals can also utilise Google forms for recruitment. Recruit, interview, and onboard healthcare experts in a timely manner. Web-based survey tools may become an obvious choice for survey research in medicine in a country like India, where the internet user base is growing by the day.

Google Forms offers a variety of features and add-ons. We can deploy Google forms for follow-up post covid-19 treatment and for a variety of medical surveys, which will save our time, money, effort, and paper. Many hospitals have begun to use Google forms.

REFERENCES

- **Using Google Forms for Medical Survey A Technical Note**
<https://www.researchgate.net/publication/338260253>
- https://support.google.com/docs/answer/6281888?hl=en&ref_topic=9055304
- <http://opendentalsoft.com/forum/viewtopic.php?t=6894>
- <https://www.zoho.com/survey/templates/health-care/contact-tracing-form.html>
- <https://support.google.com/a/users/answer/9282742?hl=en>